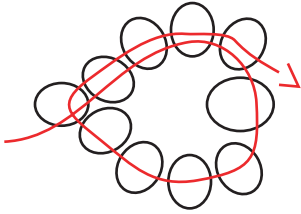
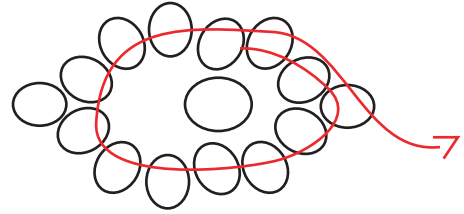


Chains

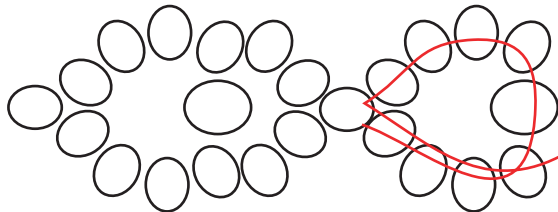
Boop's Chain



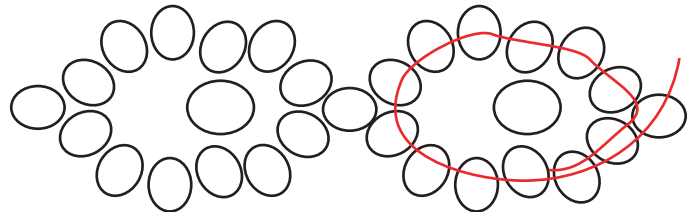
1. String (5) #11, (1) #8 & (4) #11 seed beads. Form a circle & go through the first 5 again.



2 Pick up (5) #11's, skip the #8, go through the next 4, skip 1 then go through the next 7 beads. The bead you exit is the first bead of the next unit.

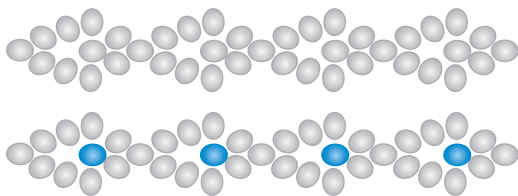


3. Pick up (4) #11, (1) #8 & (4) #11 seed beads. Form a circle & reenter the bead you came out of on the opposite side. Pass through the 1st 4 again.

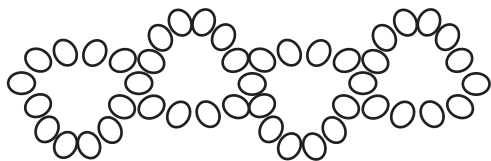
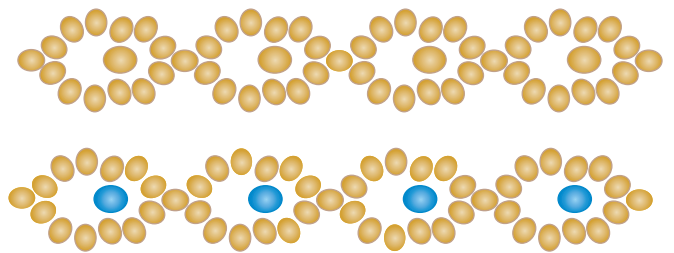


4. Repeat step "2". Repeat steps 3 and 2 until chain is desired length.

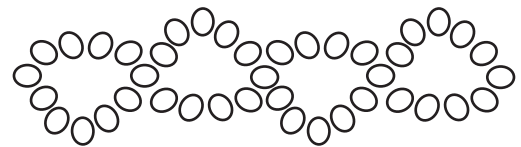
OPTION: A more delicate chain can be made using all # 11 seed beads. Start with 8 #11's and just use 3 in step 2.



 #11 & #8 seed beads



RAW Chain



Look what happens if you start the next unit at the 5th bead instead of the 6th.
(any even number)



Or if you start with 11 beads instead of 12. (any odd number)