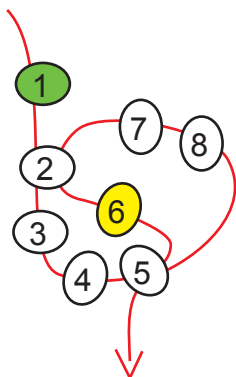
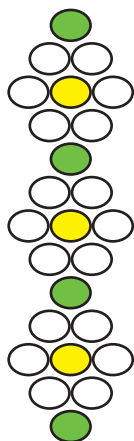


# Daisy Chain



Beads: #11 Japanese seed beads

Thread: Nymo "D" (doubled)



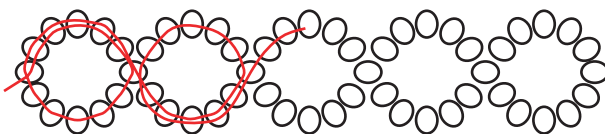
Start with as long a thread as you can handle.  
Double and wax it well.  
String beads 1 through 6, reenter 2, add 7 & 8  
and go back through 5.  
Repeat until your chain is the desired length.

# "RAW" Chain

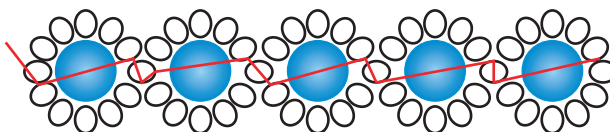


# 11 or # 15 seed beads

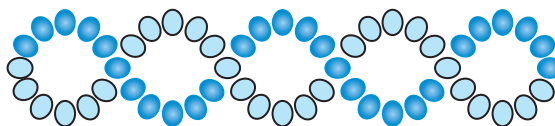
3, 4 or 5mm round bead



1. String as many beads as needed to go around your focal bead.  
( 3, 4 or 5mm)  
Make sure it is an "even" number of beads.  
Bead right angle weave until you reach the desired length.



2. Reverse direction & add the focal beads. Follow the thread path shown above.



**OPTION:** Bead "just" the RAW chain but use 2 colors.